

Longshore Safety Tip

November 2007

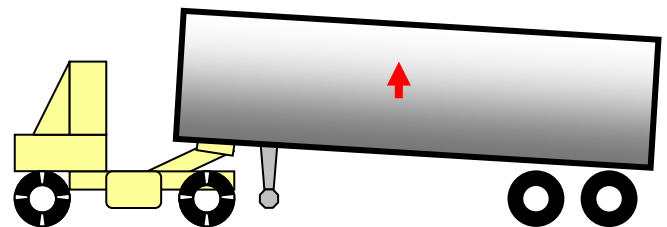
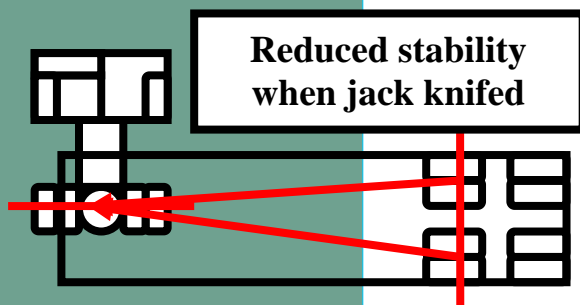
SEMI TRACTOR TIP OVER

Semi Tractors can tip over and major injury or death can result.



Tip overs may occur IF:

- 1. You are in the jack knifed position when backing, as the stability footprint of the unit is reduced.***
- 2. Your 5th wheel is all the way up, as the center of gravity is raised and stability is reduced.***
- 3. You make a sudden acceleration or jerky motion while backing.***
- 4. You are driving too fast while cornering.***

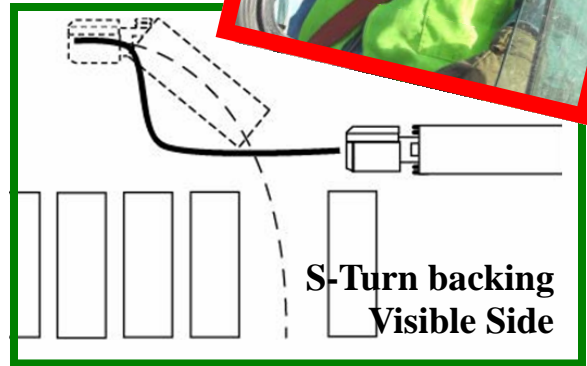



**ILWU-PMA
PACIFIC COAST MARINE SAFETY COMMITTEE
DEDICATED TO SAFETY**



Semi Tractor Driver Safety

- The key to staying alive and reducing the chances of injury or death during a roll over is **wearing your seat belt.**



Avoid tipping over by:

1. Using the S-curve backing procedure and avoid using the jack knife method if possible.
2. Keep your 5th wheel as low as possible, without hitting or grounding the landing legs. This will lower the center of gravity. (This may require cranking up the landing gear.)
3. Avoid sudden acceleration, jerky motions, or sudden stopping while backing. Always back in slowly and smoothly.
4. Whenever possible, avoid blind side backing. If you must use this procedure check that the area is clear of hazards and pedestrians.
5. Obey all speed and traffic regulations. PCMSC Rule 904.
6. Inspect all vehicles prior to use and report any defects. PCMSC Rule 901.



One of the most important pieces of "PPE" is...

YOUR SEAT BELT

Wear it at all times—PCMSC Rule 921