


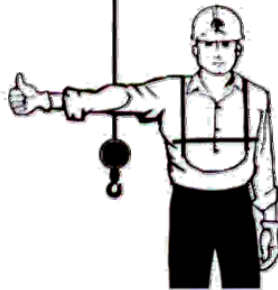
# LONGSHORE SAFETY TIP

**BREKBUK SIGNALING** September 2009



*Arm extended,  
fingers closed,  
thumb pointing  
downward*

**Lower Boom**



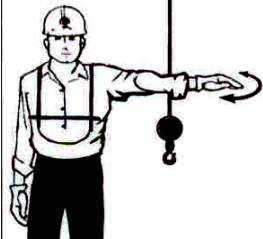
*Arm extended,  
fingers closed,  
thumb pointing  
upward*

**Raise Boom**




*With arm vertical  
forefinger pointing  
up, move hand  
in small horizontal  
circles*

**Hoist**




*Arm extended,  
palm down,  
move hand  
right and left*

**Stop**



*Arm extended, point  
with finger in  
direction of  
swing of boom*

**Swing**



*Use one hand to  
give any motion  
signal and place  
other hand  
motionless  
in front of hand  
giving signal*

**Move Slowly**



*With arm extended  
downward,  
forefinger pointing  
down, move hand  
in small horizontal  
circles*

**Lower**



**ILWU/PMA  
PACIFIC MARINE SAFETY COMMITTEE  
DEDICATED TO SAFETY**



# BREKBUK SIGNALING NON-GANTRY CRANE OPERATIONS

The crane operator shall have definite instructions as to who shall give them signals when signals are necessary. Crane operators shall take signals only from such persons. In case of an emergency, any person may give a signal to stop.

Rule 1420

Pacific Coast Marine Safety Code



When a person is required to give hand signals, he shall safely position himself so that the crane operator can clearly see the signal.

Rule 1421

Pacific Coast Marine Safety Code



Only the standard recognizable crane signals shall be used for non-gantry crane operations.

Rule 1422

Pacific Coast Marine Safety Code



ILWU/PMA  
PACIFIC COAST MARINE SAFETY COMMITTEE  
DEDICATED TO SAFETY

